



THUASNE

**THUASNE
SOLUTIONS FOR
NEUROSURGERY**



SLEEQ[®] ADAPT

Customizable fit and comfort.

SLEEQ® MAX

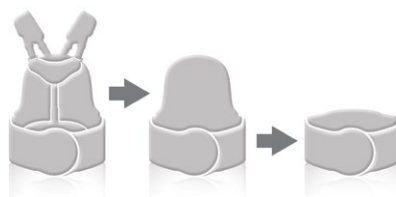
PDAC Approved Post-Op/Post-Injury Modular TLSO

Rigid Tri-Planar Control

SLEEQ MAX achieves rigid control with steel components, full circumference shell design and reinforced panels in a post-op/post-injury TLSO that delivers **Maximum Control with Minimum Effort**.



Under Axilla Strapping Configuration



Progressive Step-down Modular Capability

- Adjustable Compression
- Breathable Materials
- Dressing Relief Cutout

Full-Circumference Interior Shells

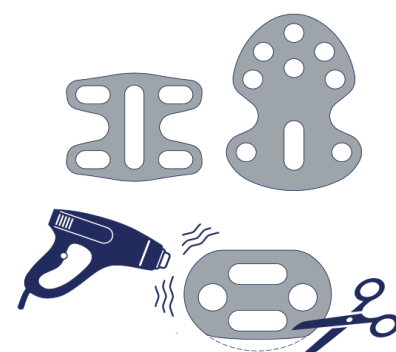


Rigid Steel Sternal Bar Assembly



Modular Rigid Back Panel

- Movable strap buckle system; straps go over shoulder or under axilla
- Rib reinforced anatomically contoured back panel with 15° lordosis
- Back panel steps down to LSO
- Aerated interior panels



Modifiable Support

Interior support panels can be modified for maximum control

SLEEQ MAX TLSO (L0464)

ITEM #

SLEEQ MAX (anterior-posterior) lumbar-sacral orthosis

901600

SLEEQ MAX- Short Sternal Bar (option)

901680

SLEEQ EXT (extension panel for waist sizes 54"-62")

901670

SLEEQ® FLEX


Universal TLSO
PDAC Approved L0456/L0457



SLEEQ EXT*
Optional Extension panel

With an easy-to-wear approach and the ability to customize fit, perfect for mild to moderate osteoporosis / compression fractures / postural issues and kyphosis / chronic or acute low/mid back pain / osteoarthritis / degenerative disc disease and more.

- Backpack style straps for easy donning and doffing
- Pull-tabs to adjust compression and provide relief
- Universal sizing with easy to adjust wings
- Breathable materials




Perfect for the treatment of mild to moderate osteoporosis

SLEEQ FLEX TLSO flexible sagittal (anterior-posterior) control	ITEM #
SLEEQ MAX (L0456-CF/L0457-OTS)	901400
*SLEEQ EXT (extension panel for waist sizes 54"-62")	901500

SLEEQ
SPINAL BRACES

SLEEQ patented Invis-Adjust universal sizing



All SLEEQ models share the same universal sizing and compression technology



SLEEQ® ADAPT

PDAC Approved Modifiable LSO



SLEEQ ADAPT 637
Lumbar-sacral orthosis with
sagittal-coronal control

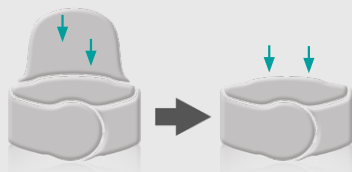


SLEEQ ADAPT 631
Lumbar-sacral orthosis



SLEEQ ADAPT 627
Low-profile lumbar orthosis

**Progressive
Step-down
Capability**
631/637



The SLEEQ Adapt puts power in the hands of the clinician with an LSO that's designed to provide the greatest level of customization, while giving patients superior comfort and support.

- Fully Customizable
- Fits Waists 26" to 65" *
- Trimmable Panels
- Washable

Part Number	Product Name	HCPC Code
901700	SLEEQ Adapt 627	L0627/L0642
901800	SLEEQ Adapt 631	L0631/L0648
901900	SLEEQ Adapt 637	L0637/L0650
* 901500	SLEEQ Adapt EXT 57"-65"	N/A

eclipse® Universal Cervical Collar

PDAC Approved - L0172/L0174

Eclipse advances the cervical collar with innovative ergonomics and an improved patient experience. Its simple height adjustment easily accommodates activities of daily living like eating or laying down.*

FEATURES

- Effortless chin height adjustment.
- Fifteen height settings for precise positioning
- Quick-Snap Fitting Disks
- Wide back panel for neck circumference greater than 19"

Low profile and maximum air flow



Quick-Snap
Fitting Disk



Advanced ergonomic design and
high strength reinforced frame